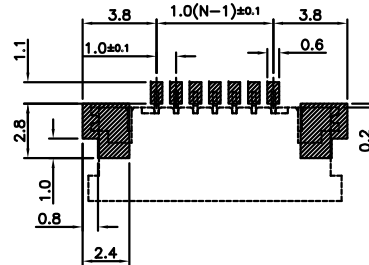
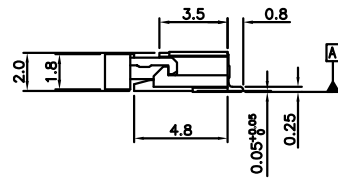
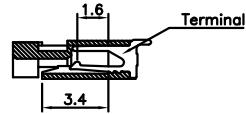
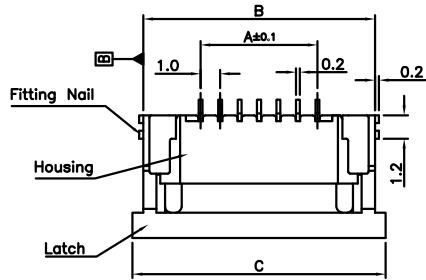


RevNo	Revision note	Date	Signature	Checked
A	NO OF WAYS AVAILABLE, DIMENSION GRID AMENDMENT	22 JUL 05	NJR	JC
B	ADDITIONAL LEAD FREE PLATING OPTION ADDED	28 JUN 06	NJR	JC
C	NO. OF CONTACTS CHANGED TO '04-30'	19 MAR 08	BL	WP
D	AMENDMENT TO NOTES AND ORDERING GRID	21 AUG 08	DP	RG
E	AMENDMENT TO ORDERING GRID - PACKAGING AND PLATING OPTIONS	02 OCT 08	AE	PN
F	AMENDMENT TO SPECIFICATION AND ORDERING GRID	08 OCT 08	DP	JS



PCB PATTERN LAYOUT

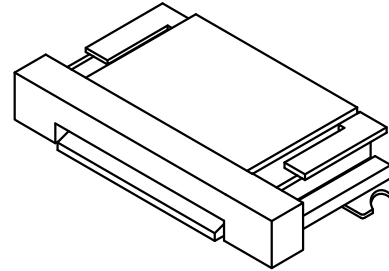
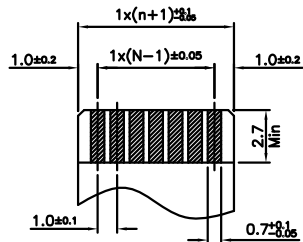
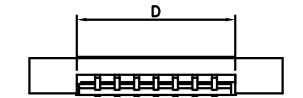


TABLE OF DIMENSION

NO OF CONTACTS	A	B	C	D
4	3.0	8.9	10.0	5.15
5	4.0	9.9	11.0	6.15
6	5.0	10.9	12.0	7.15
7	6.0	11.9	13.0	8.15
8	7.0	12.9	14.0	9.15
9	8.0	13.9	15.0	10.15
10	9.0	14.9	16.0	11.15
11	10.0	15.9	17.0	12.15
12	11.0	16.9	18.0	13.15
13	12.0	17.9	19.0	14.15
14	13.0	18.9	20.0	15.15
15	14.0	19.9	21.0	16.15
16	15.0	20.9	22.0	17.15
17	16.0	21.9	23.0	18.15
18	17.0	22.9	24.0	19.15
19	18.0	23.9	25.0	20.15
20	19.0	24.9	26.0	21.15
21	20.0	25.9	27.0	22.15
22	21.0	26.9	28.0	23.15
23	22.0	27.9	29.0	24.15
24	23.0	28.9	30.0	25.15
25	24.0	29.9	31.0	26.15
26	25.0	30.9	32.0	27.15
27	26.0	31.9	33.0	28.15
28	27.0	32.9	34.0	29.15
29	28.0	33.9	35.0	30.15
30	29.0	34.9	36.0	31.15



APPLICABLE FPC RECOMMENDED DIMENSION (THICKNESS 0.3±0.05)

ORDERING INFORMATION

10 A 2 3 - X X Z - X F X

NO. OF CONTACTS
04 TO 30

PLATING

N = MATT TIN LEAD FREE
5 = GOLD FLASH (ALL OVER)

PACKAGING OPTIONS
F = TAPE & REEL

COMPLIANCE LEVEL

1 = RoHS COMPLIANT
2 = RoHS + HALOGEN FREE COMPLIANT

NOTES:

- MATERIAL:
 - Housing: COMPLIANCE LEVEL 1 = NYLON 46
COMPLIANCE LEVEL 2 = HTN
 - Latch: COMPLIANCE LEVEL 1 = PPS
COMPLIANCE LEVEL 2 = LCP
 - Terminal: COPPER ALLOY
 - Fitting Nail: COPPER ALLOY
- SELECTED PLATING OVER NI.
- COPLANARITY 0.1 MM MAX. BASE ON DATUM A
- TRUE POSITION 0.1 MM MAX. BASE ON DATUM B

ANGULAR	MM	TOLERANCES UNLESS OTHERWISE NOTED
± 2°	0.0 ± 0.5 0.0 ± 0.25 0.00 ± 0.15 0.000 ± 0.1	THIRD ANGLE PROJECTION



Drawn by: NJR
Date: 22 JUL 05
Scale: NTS
Material: SEE NOTE
Revision: F
Part Number: 10A23
imperial
www.imperial-connect.com

1.0mm ZIF FFC CONN.
SMT R/A BOTTOM CONTACT TYPE
© THIS DRAWING IS CONFIDENTIAL AND MUST NOT BE COPIED OR DISCLOSED WITHOUT WRITTEN CONSENT
E and OE Sheet 1/1